

## COLOURS

Select one colour for the frame and the panel, or select a frame colour and complementary panel colour. Custom colour matches are also available as required for solid colours only.

Solid Colours are applied using an industrial coating, adhering to AAMA standard 623 for light colours, and AAMA 624 for medium to dark colours.


Colours are not always exactly as shown.

### STANDARD

White



Espresso



### PREMIUM


Almond




Brick Red



Slate



Cedar



Brownstone



Sage Green



Black



Evergreen



Charcoal



Steel Blue



Chestnut




Midnight Blue



DUXTON Red



Bronze



Cranberry



Silver



**DESIGN TIP: ANY  
COLOUR, IN AND OUT!**

Choose a different colour for the exterior and interior, called a *Split Finish*.